



U3A Intermediate Bridge 2019-20




While waiting for 10am – Week 11

You are West and opened the bidding. What is your rebid (and why)?

W	N	E	S
1D	P	2D	P
?			

♠ KQT
♥ 76
♦ AK765
♣ AK9






U3A Intermediate Bridge 2019-20



Week 11 Welcome



Steve Bailey



U3A Intermediate Bridge 2019-20




While waiting for 10am – Week 11

You are West and opened the bidding. What is your rebid (and why)?

W	N	E	S
1D	P	2D	P
?			

♠ KQT
♥ 76
♦ AK765
♣ AK9





U3A Intermediate Bridge 2019-20



While waiting for 10am – Week 11

W	N	E	S
1D	P	2D	P
2S	...		


{W} has shown 12..19..22 Pts, L4+D (he has 19 Pts and L5D).
 {E} has shown 6..9 Pts, L4+D, L3- both majors.

{W} wants to bid NT, but too risky with feeble L2H.

Use a **trial (stopper-showing) bid** of 2S to show a spade stopper and deny a heart stopper. If {E} denies H or C by bidding 3D, THEN you try 4D.

Knowing {W} has no H stopper, {E} only bids 3C if both C & H are stopped. This allows a 3NT game.

- ♠ KQT
- ♥ 76
- ♦ AK765
- ♣ AK9





U3A Intermediate Bridge 2019-20



Week 11 Benji summary

Suited Benji summary

We looked at suited Benji last time.

Basically you play everything the way that you play normal Acol except:

If you want to open a Weak Two major, you bid it.

2H

2S

If you want to open a Strong Two major, you prefix it with "2C - 2D -"

2C - 2D - 2H

2C - 2D - 2S

The 2D response is a relay.

Strong minors you can open at the open at the one level or at the three level using "2C - 2D - 3C" or "2C - 2D - 3D".

If you have a superstrong hand that, in Acol, you would open "2C", you open "2D"

2D

And Responder now uses "2H" as a negative.

2D - 2H

But with 8+ Pts makes a positive response. Eg

2D - 3C

Eg 8+ Pts L5+C

And 2NT shows a balanced hand with 8+ HCP (*why not 4+?*)

2D - 2NT

Weak L6Minors you pass on.



U3A Intermediate Bridge 2019-20



Week 11 Benji

Balanced Benji

You can play balanced normally. Or you can do:

11- HCP

Pass

12..14 HCP

1NT

15..16 HCP

1 Long Suit Rebid Raise partner into NT

17..18 HCP

1 Long Suit Rebid Jump partner into NT

19..20 HCP

2NT

21..22 HCP

2C then rebid 2NT

23..24 HCP

2D then rebid 2NT

25+ HCP

2D then rebid 3NT

This gets rid of the "1 suit (-) Response (-) 3NT" 17..19 HCP ambiguity.

You can play Stayman or Puppet Stayman or Modified Baron over all these 2NT or 3NT "opening" bids.

Note that the sequence **2D - 3C - 3NT** is a raise into NT and should be treated as both 23..24 HCP and 25+ HCP. So assume 23 HCP initially.

You can use Transfers over the opening "NT" bids as well. *(Not 15..18 HCP.)*

For today's set hands, please use plain Stayman.



U3A Intermediate Bridge 2019-20



Week 11 Benji

Comment on Balanced Benji

Added post presentation

The way most folk are taught Acol is

12..14 HCP	1NT
15..16 HCP	1LongSuit Rebid Raise partner into NT
17..18 HCP	1LongSuit Rebid Jump partner into NT
19 HCP	1LongSuit Rebid Game partner into 3NT
20..22 HCP	#2NT

The way experts appear to suggest is

12..14 HCP	1NT
15..17 HCP	1LongSuit Rebid Raise partner into NT
18..19 HCP	1LongSuit Rebid Jump partner into NT
<i>unused</i>	1LongSuit Rebid Game partner into 3NT
20..22 HCP	#2NT

Balanced Benji allows the "most folk are taught" ranges for 15..16 and 17..18 without getting involved in the "Game partner into 3NT" scene.

The original presentation was intended to include a Question and Answer session - it didn't explicitly materialize.



U3A Intermediate Bridge 2019-20



Week 11 Play

Play

NS have the pair number of their table, N has his back to the stage.
EW have the pair number of their table plus 8.

Play boards in sequence. Have an incoming pile and an outgoing pile. Pass outgoing to next lower numbered table – Table 1 to highest table.

Many boards have instructions on coloured card. **The appropriate people should read each card at the time it says and follow its instructions.**

If you play a board twice, record second play on traveller with pair numbers PLUS TEN (eg 1 v 9 becomes 11 v 19)

As part of the learning process – I would like the partner of whoever has just bid to take whatever action is **standardly required** (eg announcing 1NT to be 12-14 points, ALERTing a conventional bid, ...) – **and ALSO to give a brief description to the other three players on what the bid means.**

If you wish to fill in a personal results card, they are available here. They are commonly used at duplicate clubs.

Any questions?

Tea / coffee & biscuit. (20p)


PLAY



U3A Intermediate Bridge 2019-20



Week 11



The end

Week 11 set hand
references follow.



U3A Intermediate Bridge 2019-20



Week 11 Set hands

Set hand sources

Obviously the bidding may differ as this is a "Benji" session.

"BM:Reboot play" is set hands from the Mr Bridge / Bernard Magee seminars

"Reboot your play"

MPNT BM:Reboot play~ Making a Plan in No Trumps

SENT BM:Reboot play~ Suit Establishment in No Trumps

SESC BM:Reboot play~ Suit Establishment in Suit Contracts

HBSet 21 Halifax Bridge club tutorial hands Set 21

===

Blue results as played.

Red results are reference results.

Boards as played are rotated compared to book presentations (which mostly make South dealer). Rotation defined by position of A♠.



U3A Intermediate Bridge 2018-19



Week 11 Set hands

Dlr Vul Source Dlr = Dealer, Vul = Vulnerability.

10 E All BM:Reboot Play~ SENT#10 A♠=W

1 9 3NT-2 E 4S 7 200 -

2 10 3NT-1 W ?S 8 100 - How does {W} bid NT?

Ref a 3NT+1 E 4S 10 - 630

Ref b 3NT= W 2C 9 - 600 Really?

The hands were designed to be about Play rather than Bidding. As yet we haven't (properly) covered the techniques needed for the Play - as illustrated by the failure to make the contract at each table.

However the contracts can be made. If {E} is declarer with an overtrick, if {W} exactly (apparently). However I cannot see how {W} could possibly be in a 3NT contract and I cannot see {N} leading a spade if that were the case.

Ho hum.

This highlights two things: "Make a plan" and "Make the right plan".



U3A Intermediate Bridge 2018-19



Week 11 Set hands

Dlr Vul Source Dlr = Dealer, Vul = Vulnerability.

12 W NS *BM:Reboot Play~ SESC#22*

A♠=W

1 9 6S= W 10D 12 - 980

2 10 6S-2 W KH 10 100 -

Ref 6S+1 W KH 13 - 1010

More "Make a plan" required.



U3A Intermediate Bridge 2018-19



Week 11 Set hands

#	Dlr	Vul	Source	Dlr = Dealer, Vul = Vulnerability.				
13	N	All	HBSet21 1					A♠=N
1	9	2S+3	N 9H	11	200	-		
2	10	4S+1	N 9H	11	650	-		
Ref a		2S+3	N 7H	11	200	-		What the result should be?
Ref b		4S+1	N 7H	11	650	-		Some aggressive {NS} bidding.
Ref c		3NT+2S	JC	11	660	-		Best score, unreasonable bids.

This one is problematic. HBSet21 suggests 4S as the contract - this doesn't follow the bidding guidelines we work to. If I bid using their starting premise, I end at 3NT by {S}.

Following the bookish guidelines, this gets played in 2S for a poor result compared to that achieved by the rasher / more aggressive pairs.

Ho hum.



U3A Intermediate Bridge 2018-19



Week 11 Set hands

Dlr Vul Source Dlr = Dealer, Vul = Vulnerability.

15 S NS *BM:Reboot Play~ MPNT#10var* A♠=S
Var: JC ↔4C

1	9	6NT-1	S	9S	11	-	100
2	10	6NT+1	S	9S	13	1470	-
Ref a		6NT=	S	8S	12	1430	-
Ref b		6NT+1	S	8S	13	1460	-

Whether you get the overtrick seems to depend upon which finesse you choose. AFAIK, it is 50:50.


However going down is wrong. Make a better plan (or implement your good plan more carefully).



U3A Intermediate Bridge 2019-20



Week 11



The very end